


Year 1 phonics Screening 2025











What is phonics?



- Children are taught to read by breaking down words into separate sounds or 'phonemes'. They are then taught how to blend these sounds together to read the whole word.
- Children have a 30min phonics lesson each day and they are encouraged to use these strategies to read and write in other lessons.
- We follow the Little Wandle Letters and sounds scheme.








Grow the code grapheme mat

Phase 2, 3 and 5

| | | | | | | | | | |
|---|--|--|--|--|--|--|---|---|---|
|  s ss c se ce st sc |  t tt |  p pp |  n nn kn gn |  m mm mb |  d dd |  g gg |  c k ck cc ch |  r rr wr |  h |
|  b bb |  f ff ph |  l ll le al |  j g dge ge |  v vv ve |  w wh |  x |  y |  z zz s se ze |  qu |
|  ch tch ture |  sh ch ti ssi si ci |  th |  ng |  nk |  a |  e ea |  i y |  o a |  u o-e ou |

Grow the code grapheme mat

Phase 2, 3 and 5

| | | | | | | | |
|--|--|---|---|--|---|--|--|
|  ai ay a a-e eigh aigh ey ea |  ee ea e e-e ie y ey |  igh ie i i-e y |  oa o o-e ou oe ow |  oo ue u-e ew ou ui | yoo ue u u-e ew |  ou u* oul |  ar a* al* |
|  or aw au aur oor al a oar ore |  ur er ir or |  ow ou |  oi oy |  ear ere eer |  air are ere ear | zh su si | |

*depending on regional accent



Why are the children being screened?

- Every Year 1 child in the country will be taking the phonics screening check in the same week in June.
- The aim of the check is to ensure that all children are able to read by the end of year two.
- This 'midpoint check' will ensure that we have a clear understanding of what the children need to learn in year 2.



What will the children be expected to do?

- The check is very similar to tasks the children already complete during phonics lessons.
- Children will be asked to 'sound out' a word and blend the sounds together. Some of these are presented as an 'Alien' or 'Nonsense' word.
- The focus of the check is to see which sounds the children know and therefore the children will be asked to read made up 'nonsense' words.

THIS IS NOT A READING TEST

Examples of words:

in

at

beg

sum


ot



vap



osk



ect



When will the screening take place?

- The screening will take place throughout the week beginning **Monday 9th June.**
- The check has been designed so that children of all abilities will be able to take part.



Who will complete the check?

- The children will complete the check one at a time in a quiet area of the school.
- The screening will only take 5-10mins with each child.



Shhhhhh!

How can you help?

- Encourage your child to 'sound out' when reading or writing. Focusing particularly on spotting more unusual sound patterns.

Eg

Digraph- 2 letters making one sound

cow

Trigraphs- 3 letters making one sound

night

Split digraphs- 2 vowels with a consonant inbetween. Use to be known as the magic e!

spine - i_e

How can you help?

- Encourage your child to use their sound mat when writing and use their actions to find the sound they need.

- Children can practise their phonics by playing games online. The children particularly like 'Buried Treasure'

- <http://www.phonicsplay.co.uk/BuriedTreasure2.html>



How can you help?

- REMEMBER: Phonics is not the only thing needed to become a fluent reader.
- Please continue to read with your child each night and encourage them to:
 - Sound out
 - Re-read to check it makes sense.
 - Use pictures for clues.
 - Ask questions about the book.
 - And most importantly ENJOY READING!

Questions?

